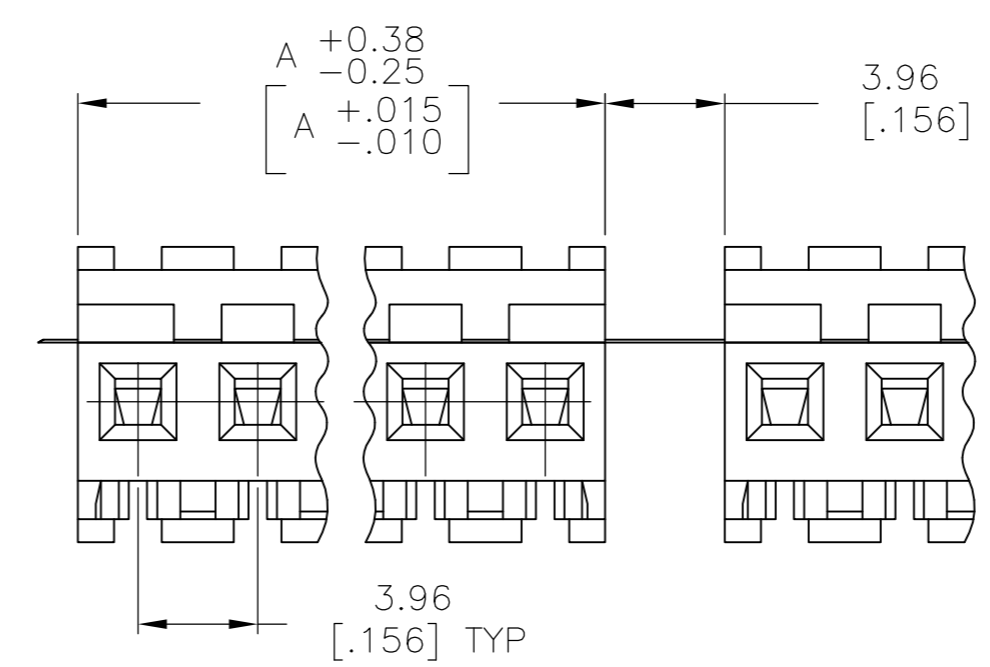
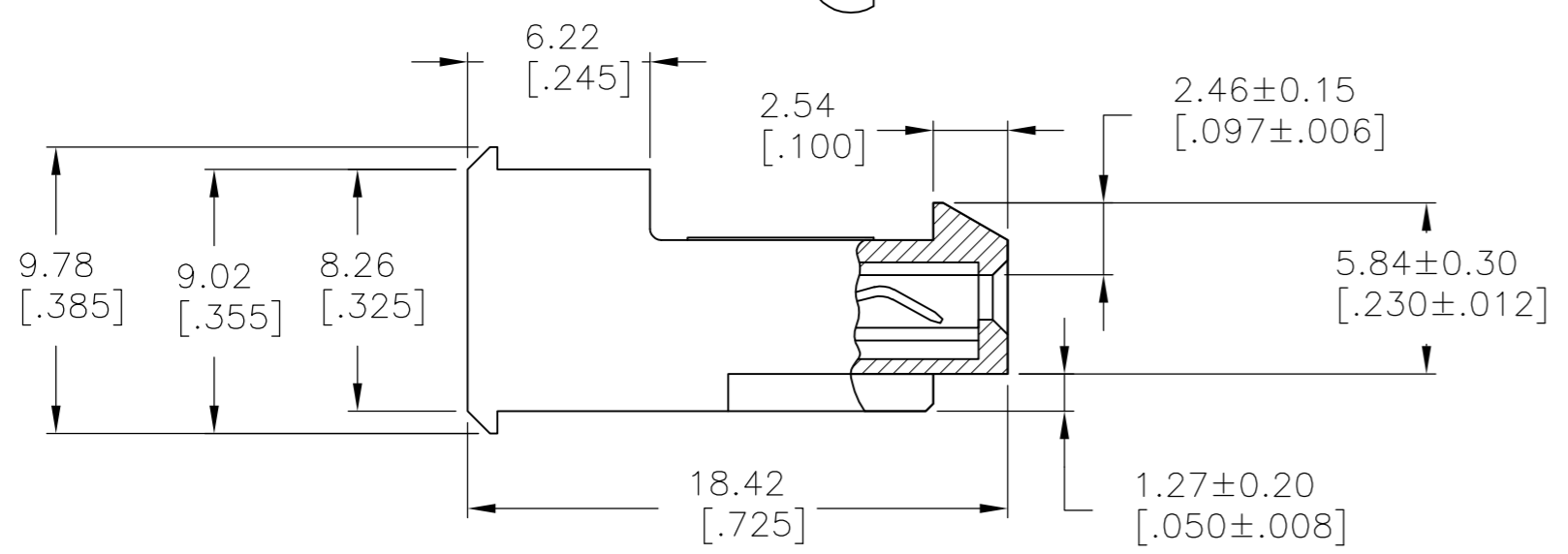
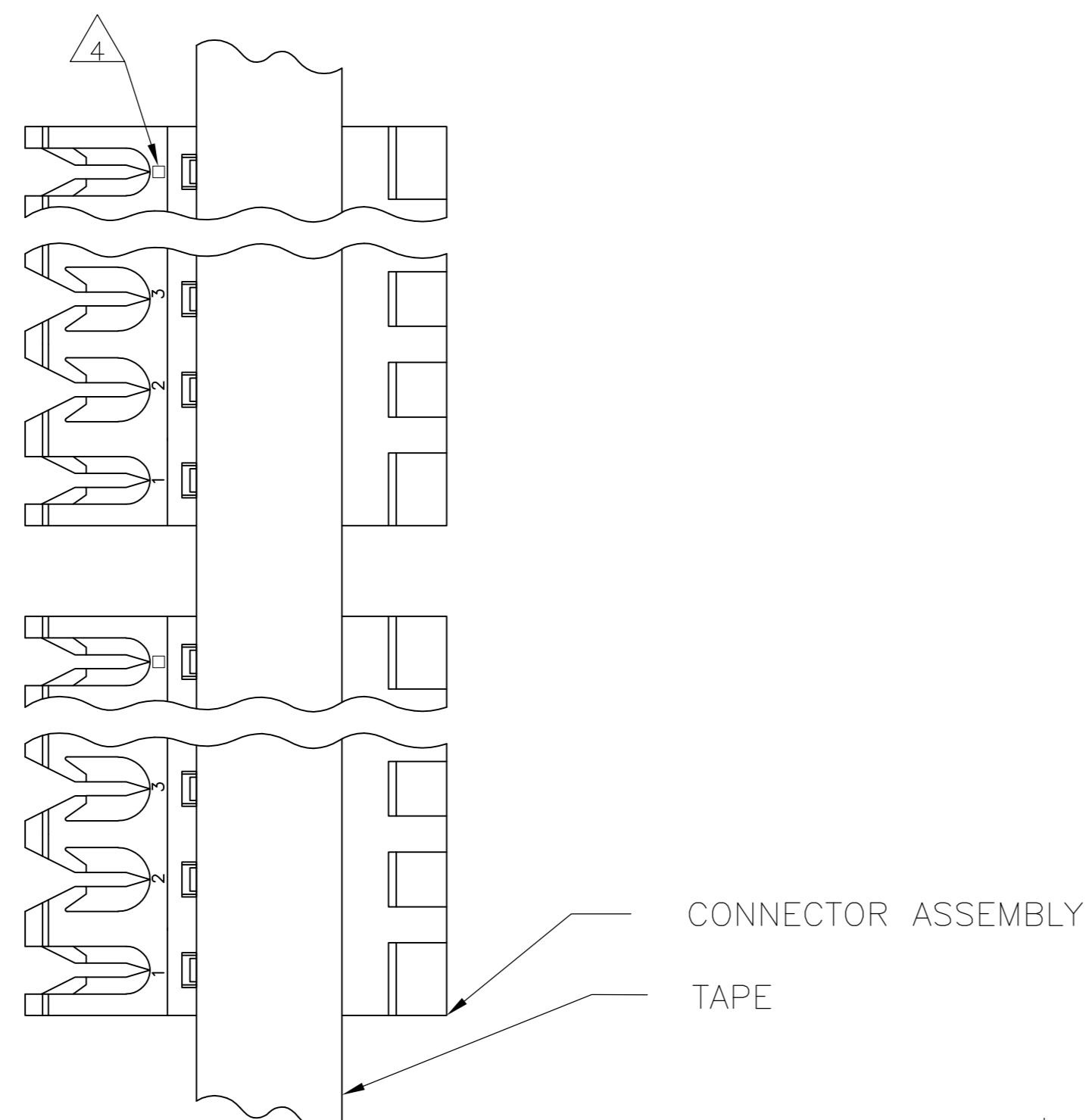


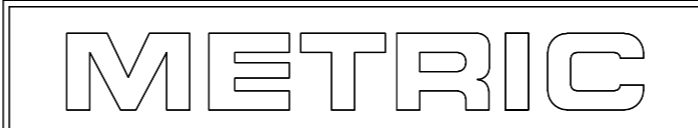
THIS DRAWING IS UNPUBLISHED. RELEASED FOR PUBLICATION  
 © COPYRIGHT BY TYCO ELECTRONICS CORPORATION. ALL RIGHTS RESERVED.

LOC	DIST	REVISIONS					
CM	00	P	LTR	DESCRIPTION	DATE	DWN	APVD
		G		ECO-07-012855	06JUN07	KW	DB



95.10	[3.744]	24	5-641303-4
91.14	[3.588]	23	5-641303-3
87.17	[3.432]	22	5-641303-2
83.21	[3.276]	21	5-641303-1
79.25	[3.120]	20	5-641303-0
75.29	[2.964]	19	4-641303-9
71.32	[2.808]	18	4-641303-8
67.36	[2.652]	17	4-641303-7
63.40	[2.496]	16	4-641303-6
59.44	[2.340]	15	4-641303-5
55.47	[2.184]	14	4-641303-4
51.51	[2.028]	13	4-641303-3
47.55	[1.872]	12	4-641303-2
43.59	[1.716]	11	4-641303-1
39.62	[1.560]	10	4-641303-0
35.66	[1.404]	9	3-641303-9
31.70	[1.248]	8	3-641303-8
27.74	[1.092]	7	3-641303-7
23.77	[.936]	6	3-641303-6
19.81	[.780]	5	3-641303-5
15.85	[.624]	4	3-641303-4
11.89	[.468]	3	3-641303-3
7.92	[.312]	2	3-641303-2
95.10	[3.744]	24	2-641303-4
91.14	[3.588]	23	2-641303-3
87.17	[3.432]	22	2-641303-2
83.21	[3.276]	21	2-641303-1
79.25	[3.120]	20	2-641303-0
75.29	[2.964]	19	1-641303-9
71.32	[2.808]	18	1-641303-8
67.36	[2.652]	17	1-641303-7
63.40	[2.496]	16	1-641303-6
59.44	[2.340]	15	1-641303-5
55.47	[2.184]	14	1-641303-4
51.51	[2.028]	13	1-641303-3
47.55	[1.872]	12	1-641303-2
43.59	[1.716]	11	1-641303-1
39.62	[1.560]	10	1-641303-0
35.66	[1.404]	9	641303-9
31.70	[1.248]	8	641303-8
27.74	[1.092]	7	641303-7
23.77	[.936]	6	641303-6
19.81	[.780]	5	641303-5
15.85	[.624]	4	641303-4
11.89	[.468]	3	641303-3
7.92	[.312]	2	641303-2
DIM A		NO OF CIRCUITS	PART NO

- 1 MATERIAL: CONNECTOR - NYLON UL94V-2 (YELLOW)  
 CONTACTS - 0.30[.012] THICK COPPER ALLOY  
 BRIGHT TIN-LEAD 0.00203[.000080] MIN THICK  
 FOR CONTACTS 641303-2 THRU 2-641303-4  
 MATTE WHISKER MITIGATED TIN 0.00203[.000080] MIN  
 THICKNESS OVER NICKEL UNDERPLATE FOR  
 3-641303-2 THRU 5-641303-4.
- 2. CONTACTS ACCEPT 20 AWG WIRE WITH 2.41[.095] MAX  
 INSULATION DIAMETER.
- 3. CONTACTS MUST ACCEPT 1.14±0.03 [.045±.001] SQUARE  
 POST AND REMAIN LOCKED IN POSITION.
- 4 IDENTIFICATION NUMBER FOR LAST CIRCUIT MAY  
 NOT APPEAR ON ALL ASSEMBLIES.
- 5. DIMENSIONS IN BRACKETS ARE IN INCHES.
- 6. HOUSING FEATURES ARE: FEED-THRU WITH LOCKING RAMP.



THIS DRAWING IS A CONTROLLED DOCUMENT.		DWN B. LEWIS 02 MAY 96	Tyco Electronics Corporation Harrisburg, Pa 17105-3608	
DIMENSIONS: mm [INCHES]		CHK R. SWING 02 MAY 96	NAME MTA-156 CONNECTOR ASSEMBLY, 20 AWG, STANDARD TAPE MOUNTED	
TOLERANCES UNLESS OTHERWISE SPECIFIED:		APVD D. CLARK 02 MAY 96	RESTRICTED TO	
0 PLC ± - 1 PLC ± - 2 PLC ± - 3 PLC ± 0.13 [.005] 4 PLC ± - ANGLES ± -		PRODUCT SPEC 108-1051	SIZE A2	
MATERIAL 1		APPLICATION SPEC 114-1020	CAGE CODE 00779	DRAWING NO C=641303
FINISH 1		WEIGHT -	SCALE 1:1	SHEET 1 OF 1
		CUSTOMER DRAWING	REV G	